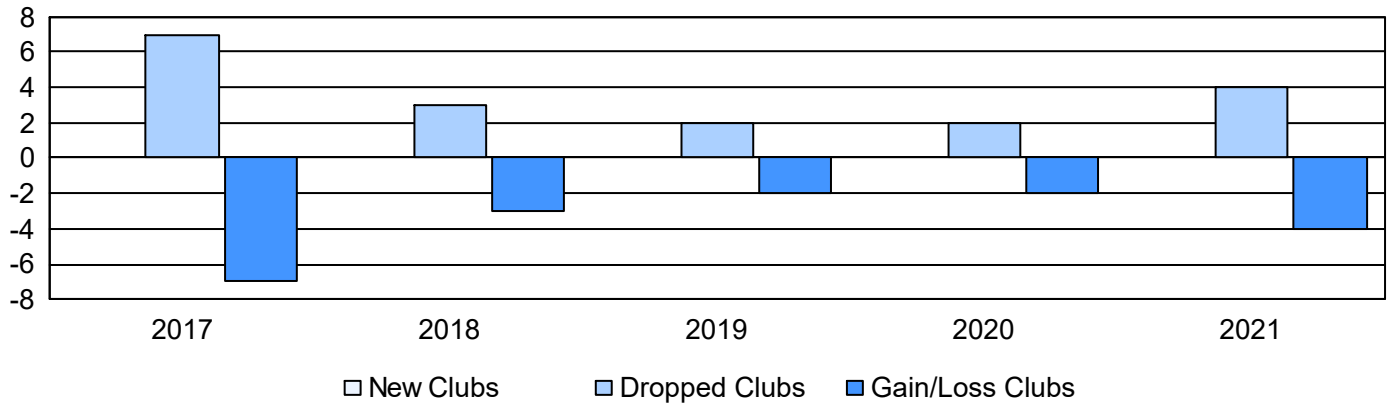
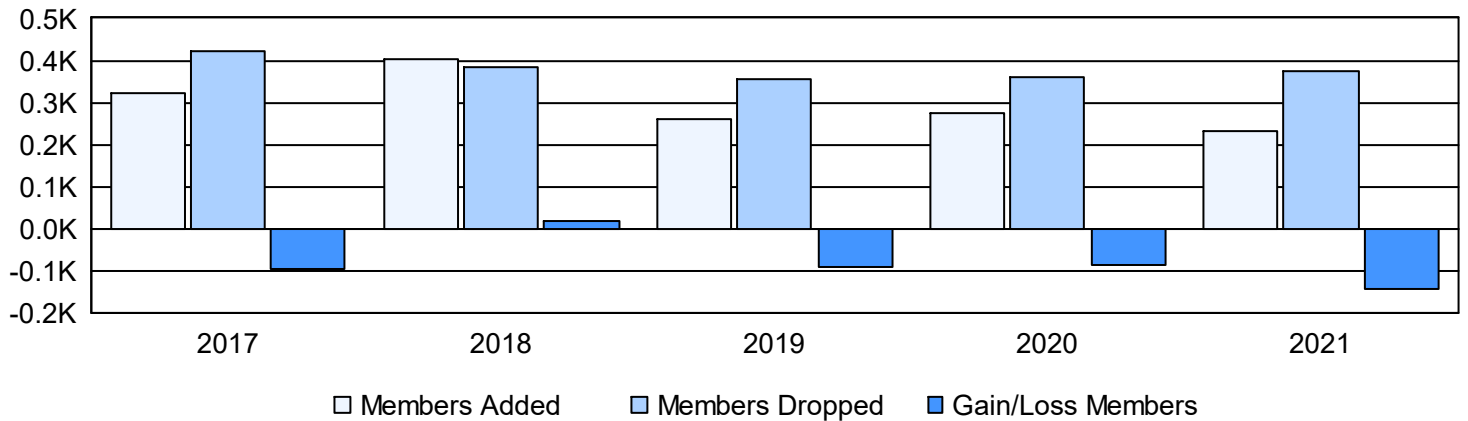


Year	New Clubs	Dropped Clubs	Gain/ Loss Clubs	New Members	Charter Members	Reinstate Members	Transfer Members	Total Member Added	Total Members Dropped	Gain/ Loss Members
2016-2017	0	7	-7	299	0	13	11	323	420	-97
2017-2018	0	3	-3	380	0	7	14	401	385	16
2018-2019	0	2	-2	249	0	2	11	262	355	-93
2019-2020	0	2	-2	259	0	2	13	274	361	-87
2020-2021	0	4	-4	220	0	8	2	230	376	-146
<b>Average</b>	<b>0</b>	<b>4</b>	<b>-4</b>	<b>281</b>	<b>0</b>	<b>6</b>	<b>10</b>	<b>298</b>	<b>379</b>	<b>-81</b>

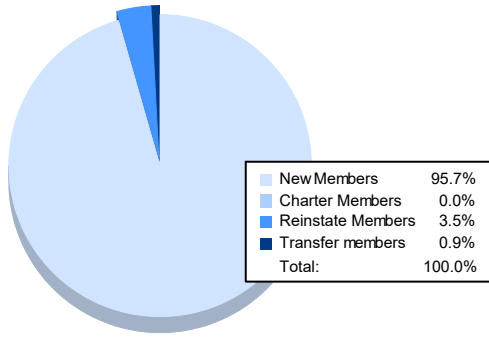
### Clubs



### Members



### Membership Composition June 2021 Cumulative



### Gender Composition June 2021 Cumulative

